

# CPA Moneytime

## \$\$\$

This e-book is provided as-is with no representations or warranties, either express or Implied, including, but not limited to, implied warranties of merchantability and fitness for a particular purpose. You assume complete responsibility and risk for use of any of the information made available in this e-book and any and all related or advertised extras and services. Some jurisdictions do not allow the exclusions of implied warranties, so the above exclusion may not apply to you.

The author of this book is neither

Responsible nor liable for any direct, indirect, incidental, consequential, special, Exemplary, punitive, or other damages arising out of or relating in any way to this eBook and/or its content or information contained within it. By using the information made available in this book you agree to take full Responsibility for your actions. You also agree to use the aforementioned information according to the laws and regulations of your jurisdiction. This e-book, including any part of its content, must not be produced, reproduced, copied or passed on without the prior written consent of the author. The book ships with absolutely no Private Label Rights or Master Resale Rights and is licensed for personal use by the person whose name appears on the receipt.

You have paid for this eBook, so if you leak it, the methods will become saturated quickly. So do not share or re-upload this package otherwise you will not be making any money. So the choice is yours.

Hello, first I want to thank you for the trust you got in me. I won't disappoint you!. Like I always say, **Money makes Money**. You invested your money; I promise you that you'll get it back and much more if you do **exactly** what is written in this e-Book! And don't worry, I won't write all unnecessary text that like 99% of all e-Books have like "I also purchased 100 e-books and none of them worked.. blablabla".

My e-Books are short & detailed. Talked enough, let's get started!

## What is CPA:

I will keep this very short because you can find this everywhere on Google. CPA means "Cost per action". It is an online advertising pricing model, where the advertiser pays for each specified action - this could include (but not limited too): an impression, click, form submit (e.g. contact request, newsletter sign up, registration etc. So the people who will complete our offers will get us our money. The people who will complete our offers are the people who're searching for the NICHE that YOU are ADVERTISING. So what will we do, get as much traffic as possible to our niche.

Traffic = Money

## On which CPA network should I register ?

I highly suggest you to use AdworkMedia. Why ? They have huge list with perfect converting offers, huge list of features, huge support, payments on time, everything. Just perfect in my opinion. They accept almost everyone, just fill in a good application. For the people who are too lazy to write one down here I got some for you, I wrote a few applications for you down that you can COPY & PASTE. Yes, that easy. I suggest you to edit a few sentences otherwise they will read multiple times the same application. So just edit it a bit, already got a lot referrals because of these applications

### AdWork Media Affiliate Program

---

Refer new publishers to AdWork Media and **earn 3% of their lifetime earnings**. We utilize cookie tracking so users do not need to directly sign up after visiting the referral link. This allows potential publishers to browse our site/features and sign up at a later time, while still giving your account credit.

TOTAL REFERRAL EARNINGS **\$2104.40**

You can download the applications from here:

<https://www.dropbox.com/s/xxadpfa7a3j3mrq/Adwork%20Media%20Application.txt>

I would appreciate it if you could register under my referral, you will lose nothing and I can profit a little bit from your huge income that you will get soon after you've settled everything up ;) You can register here:

<http://www.adworkmedia.com/affiliate-publisher.php?ref=13562>

## Thinking about a niche

I know that the most of you have issues with this, a NICHE. Looking up for a niche is very easy. You must keep this in mind: “humans are fucked up, they want everything for free”

So, everything is a niche. But for one niche there are looking more people for than for another niche. Nowadays, people search almost everything up to get it for free instead of paying for it. But what the actual problem is: people have find your advertised niche. I will get back to that later.

So now you’re thinking, how can I get a niche? There are many different ways but it also depends on which niche you have. Look at the trend nowadays, where do people care about? A lot of people are care about this:

- Their look. We’re now in the 21th century, the way how people look has become one of the most important priorities of the humanity. People really care about this, so people search up how to look better. By example, what makes you look better? Sports. What kind of sports do most people perform? Most people go to the gym nowadays. What do people want to change? Most people go to the gym because they’re 1. Fat, 2. To thin 3. To weak. 4... and I can go on. So let’s say one of those niches can be “How to loose quick weight”, “How to get weight”, “ etc..
- Games. Since most of you game a lot and more and more people learn to use a computer games attracts a lot of attention. Games that are played by mid-aged kids are the people who mostly will complete an offer to get access to a “FREE” game, than you need to search for that game and advertise it! You can find the new upcoming /top rated / best games on websites such as:
  - <http://www.vgreleases.com>
  - <http://www.neoseeker.com/games/releases/>
  - <http://www.skidrowgames.com>
  - <http://www.gamespot.com>
  - <http://www.yeousch.com>
  - Etc.. Use Google for more of course

So once you got your game that attracts a lot of gamers you need to think of a niche for your niche. What do I mean by this. Let’s say your game is “Runescape”, inside the game there is a lot of money in the game where people are looking after it. What I did in the past was, I uploaded a video that goes about a Merchanting clan, if they wanted to join my clan they had to complete a survey to get the website in a txt document. This is just an example. Or you can offer membership for several games. This will always get you leads if you can get the traffic. I will come back to that.

Another good way to find a HOT niche is by using the filter on YouTube like this:

hack

Upload

Filters This week x Video x About 37,200 results

Upload Date	Result Type	Duration	Features	Sort by
Last hour	Video x	Short (~4 minutes)	HD (high definition)	Relevance
Today	Channel	Long (20~ minutes)	CC (closed caption)	Upload date
This week x	Playlist		Creative commons	View count
This month	Film		3D	Rating
This year	Show		Live	
			Purchased	

Clear all filters

**Dragon City Hack - Gems, Gold, Food[December][Proof]**  
by Caragea Niperi • 5 days ago • 44,157 views  
Dragon City Hack Download To: <http://goo.gl/bDnQe9> Dragon City is a facebook game developed by Social Point. You collect and ...  
NEW HD

**Dragon City Hack - Working 100%**  
by Dragon City Hack Tool • 6 days ago • 44,120 views  
Dragon City Hack - Unlimited Food, Gold & Gems - Working 100%  
Download Link: <http://bit.ly/1b8nOH8> Features: Hack Gems ...  
NEW HD

**FIFA 14 Ultimate Team Coins Hack Coins Generator - GET COINS EASY - [ PC XBOX PS3]**  
by Nancy Lee • 3 days ago • 41,164 views  
Download/Télécharger: <http://fifa-coins24.com> YouTube URL: <http://youtu.be/PRHQ2Tzfej4> How to get unlimited Coins & FIFA ...  
NEW HD

Now you can see where most people look for or what other people use for their niche that of course generates them their money, this is a way of stealing HOT niches from other people. You can also do this with other keywords of course, just use your brains. Keywords like "Free, How to, .." etc. will also work. To check for more niches just open one of those videos is looking at the comments of the videos. Of course you know that those hacks are fake, so if you see a post like "Wow this really works, thanks!" it means that it is a fake comment that the owner of the video purchased. If you go to the channel of the user who posted the fake comment you will see that the user also commented on other videos. Like this you can also find niches very easy!

- Movies. This is where I will talk mostly about because with movies I generate the most conversions of all my niches! Why movies ? Millions of peoples search UPCOMING movies up. Here you can find all upcoming movies on:

<http://www.movieinsider.com/movies/-/2014/#.Uq00ZvSkqfA>

To see the best upcoming movies where most people look for is can you see bellow the website:



**Upcoming Movies 2014 - Movie Insider**  
[www.movieinsider.com/movies/-/2014/](http://www.movieinsider.com/movies/-/2014/) ▾ Vertaal deze pagina  
2014 Movie Releases: 300: Rise of An Empire • Transformers 4: Age of Extinction  
Legends of Oz: Dorothy's Return • The Amazing Spider-Man 2 • X-Men: Days ...

To look at the amount of searched on YouTube for keywords you can check here:

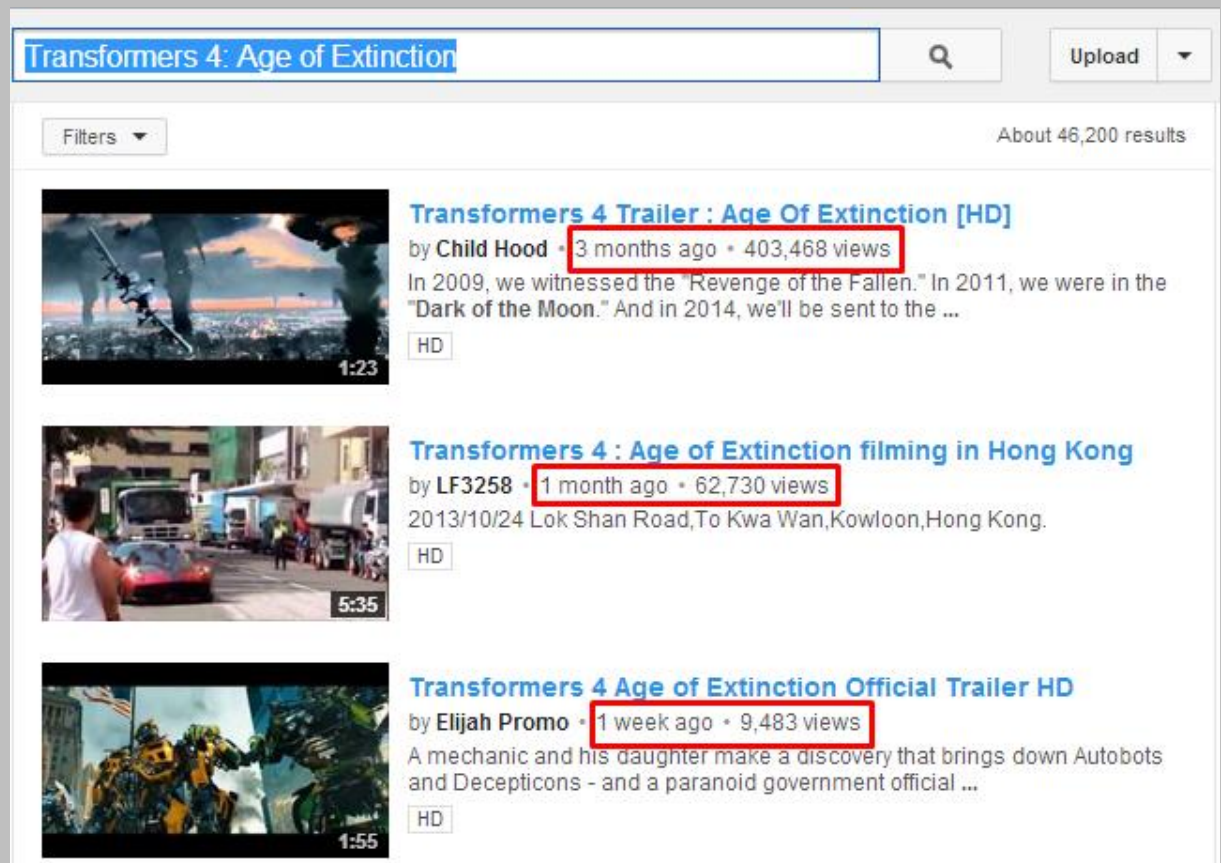
[https://www.youtube.com/keyword\\_tool](https://www.youtube.com/keyword_tool)

Let's say the movie **Transformers 4: Age of Extinction**

It will be launched in June 2014. People are now already looking for trailers etc. What

you have to do is upload the trailer of the upcoming movie. Let's see what results I get if I

search this movie up on YouTube:



Transformers 4: Age of Extinction

Filters ▾ About 46,200 results

**Transformers 4 Trailer : Age Of Extinction [HD]**  
by Child Hood • 3 months ago • 403,468 views  
In 2009, we witnessed the "Revenge of the Fallen." In 2011, we were in the "Dark of the Moon." And in 2014, we'll be sent to the ...  
HD

**Transformers 4 : Age of Extinction filming in Hong Kong**  
by LF3258 • 1 month ago • 62,730 views  
2013/10/24 Lok Shan Road,To Kwa Wan,Kowloon,Hong Kong.  
HD

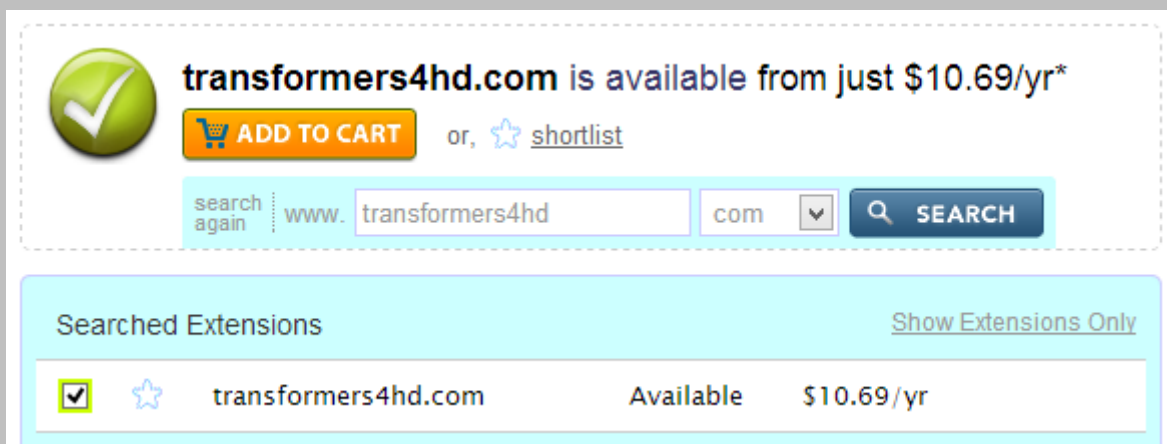
**Transformers 4 Age of Extinction Official Trailer HD**  
by Elijah Promo • 1 week ago • 9,483 views  
A mechanic and his daughter make a discovery that brings down Autobots and Decepticons - and a paranoid government official ...  
HD

As you can see the earlier you upload your trailer, the more views you will get in time! In 3 months' time a YouTube user got over 400 000 views! Someone who uploaded 1 month ago got over 60 000 views and another person 1 week ago and he got 9400 views. This is A LOT! This is good traffic. This is just an example from where we can get traffic.

## What should I do with traffic

What I do with this traffic is this:

I buy a domain related to the movie. By example:



The screenshot shows a domain availability checker interface. At the top, a green checkmark icon is next to the text "transformers4hd.com is available from just \$10.69/yr\*". Below this, there are two buttons: "ADD TO CART" (with a shopping cart icon) and "or, ☆ shortlist". A search bar contains the text "www. transformers4hd .com" with a dropdown menu showing ".com" and a "SEARCH" button. Below the search bar, there is a section titled "Searched Extensions" with a link "Show Extensions Only". A table below this section shows the search results:

Checked	Star	Domain	Status	Price
<input checked="" type="checkbox"/>	☆	transformers4hd.com	Available	\$10.69/yr

This domain is still available so you can use this. You will lead people to your website and they'll be able to stream the movie for free in HD after they completed your survey of course! I will go with you through all these steps, on how to do it. So purchase a good domain, I suggest you to go for a .com domain. People with no experience in building a website, don't worry. Just take a quick look at here and look at the tutorials, I learned HTML & CSS in this website in like 1 week:

<http://thenewboston.org/list.php?cat=40>

You just have to know how to edit text on a readymade website template, that is all you have to do. You can download HQ HTML websites from sites such as:

<http://html5up.net/>

You can find more, just google "HTML5 FREE TEMPLATES" "HTML CSS Free templates" etc. This is just parrot work to build such a domain. I will help you with this. So on your YouTube video you will advertise that you have the movie already on your website. But people need to your YouTube video so you need to get it RANKED to the top! I will now show you how to do this! If you find an upcoming movie with a trailer that just got released, you will make BANK!

If you don't have the money for a domain or hosting I suggest you to go to:

[www.1freehosting.com](http://www.1freehosting.com)

[www.000webhost.com](http://www.000webhost.com)

[www.HourB.com](http://www.HourB.com)

You can get a free domain and hosting from them! Now register and think of a domain name related to your niche. After your site is activated go to [www.dot.tk](http://www.dot.tk), put your domain there and make a nice looking domain name. Something like [www.transformers4HD.tk](http://www.transformers4HD.tk)

After you got some profit I suggest you to buy a domain. AdworkMedia pays out per month, but you can open a ticket and ask for an early pay because you have to invest your money to make your profit increase a lot and you don't want to wait the whole month because you see this as losing money. They will give you an early pay, that is why AWM is amazing!

Search on youtube for videos how to upload your HTML files on your free hosting. I will soon make a video how to do this just for my customers!

## Your Youtube video

So now you know which movie you will advertise you need to rank it on YouTube. The higher the rank, the more views you will get => Money in your pocket

After you found your trailer, you're going to upload it on your YouTube account.

To rank a Youtube video you need the right Keywords. Let's take a look at the Transformers trailers that we just saw:

<http://www.youtube.com/watch?v=49Z46nTokXM>

Open it and press CTRL + U. Now you can see the source of the youtube video. Press now CTRL+F and write "Keywords"

You will now see something like this:

```
<meta name="keywords" content="transformers,  
transformers 4, transformers 4 age of extinction, age
```

of extinction, transformers 2013, transformers 2014, Extinction, Trailer (Website Category...">

Copy everything after content=".." and paste it on your keywords for your videos. Do this with the top 3 ranked videos you see at the top. Now you have enough keywords what most people look for. Now you need a good description. Try to make a good text using most of your keywords. By example I take the keywords I just found:

"Watch the full movie of Transformers 4 on our website:

<http://www.Transformers4HD.com>

Transformers 4 : Age of Extinction is now for FREE available on our website. Stream it now for free and watch it in HD. The movie will be launched in June 2014 but on our website you can watch the leaked movie! "

Now you also need an attractive title, I suggest you to use something like this:

"Transformers 4: Age of Extinction | 2014 | Full Movie | Free"

Don't forget to boost your video with High Retention Social Media YouTube views. You can buy these on Fiverr or ask for advice on HF who're selling the best YouTube views. Do a good research before you buy. On blackhatworld you can also find some legit sellers, just do a research. One amazing tip from me where like 99% of you guys aren't able to rank your videos by boosting it, you have to boost it 10 days after you upload it! Than you will see an insane increase in ranking 😊

## **Make your website**

Alright, now got your YouTube video ready. Before you upload your video I suggest you to make your website, this is really important. Your website must look ATTRACTIVE. Now you're thinking something like " Dude I can't make a professional website -\_- ". All you need for this is notepad ++ and some HQ website templates, which you can download here:

<http://notepad-plus-plus.org/download>

<http://html5up.net/>



So I will give you website templates and all you need to do is edit it a little bit, I showed you a website where you can learn HTML & CSS in no-time! Only thing you need to know are the basics, like editing a .html file, adding a picture, changing text,.. Noob work, you must be able to do this if you want to earn hundreds of dollars a day with CPA. Otherwise you simply don't deserve it to make money online.

SEO is very important if you want to rank your website. This is a little bit hard but not important, but if you can do this dam... You will make serious bank because I already earn 100\$ a day with 1 movie niche with only traffic from YouTube and FaceBook. You now think, how I can get traffic from FaceBook. I'll explain you some methods I know of how to get good traffic! We will use this traffic to your YOUTUBE video, yes and not your website. Why? FaceBook will ban your website if you spam it on FaceBook, but not YouTube videos. I found a trick how to spam your YouTube video and website at the same time without getting banned on FaceBook. Remember on the Youtube video I told you that your first sentence has to be something like:

““Watch the full movie of Transformers 4 on our website:

<http://www.Transformers4HD.com>”

Will get later back on FaceBook advertising. First we need a website!

I suggest you to buy a domain & hosting right here for just 10\$!! This site has never let me down and has always been up. If you wish to register here you can do it under my referral so I can get a free month of hosting. So you get a .com/or whatever you which domain and 1 month free hosting, fast support and everything:

<http://www.hosting24.com/ref/127781>

I will now reveal one of my movie niches that made me earn over 6000\$ and I still earn money with!

\$3250.75	\$0.00	\$0.00	\$3250.75
\$2855.46	\$0.00	\$0.43	\$2855.59
\$451.67	\$0.00	\$3.08	\$454.75
Lead Earnings	Ref Earnings	Promo Earnings	Total Earnings

## My niche

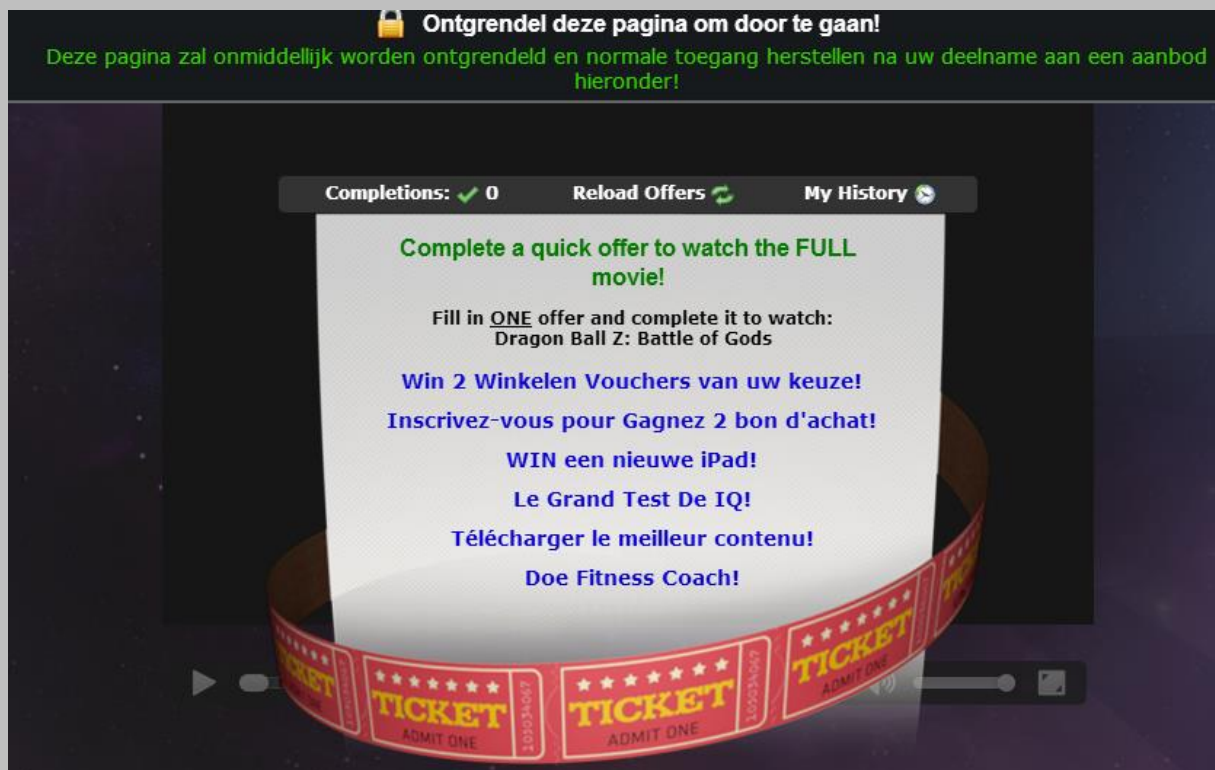
Alright, now you maybe think. Why is he giving his still working money generating niche just like that ? Why don't you keep it for yourself and earn more money with it ? Well, I simply don't got the time for it because I earn my money with something else. So I will make my money by selling it this to you so you can earn money with this and this can't get saturated, simply a win/win situation.

So around March/April I saw Akira Toriyama will launch a new movie, Dragon Ball Z : Battle of Gods I followed Dragon Ball Z from since I was a little child. And I immediately thought, I can make money with this! I waited for the first trailer upload and I used it as my YouTube video. I was one of the first one who uploaded this on youtube. So I immediately bought this domain:

<http://www.dragonballbattleofgods.com>

I used one of my premium templates to edit a little bit and I looked for some pictures and I added it on my site and BOOM site was ready in like 1-2 hours with very very basic skills because I learned HTML 1 week before I uploaded the trailer of my movie/niche.

As you can see if you click on one of the language buttons where they can "watch" the movie they will be redirected to a page that is locked by a AWM survey locker. It looks like:



So they first have to complete the survey before they can watch the movie! As you can see AdworkMedia has a nice template that locks pages regarding movies. It looks really legit and professional this is a BIG + that will help you with your conversion rate. I'll now explain you how to use this on your website. So what you basically will do is you're going to use one of AWM's content lockers. So when you got accepted by using one of my applications you have to do this:

- Click on Tools > Content Locker
- Click on the button on the left "New Gateway"
- Now you get on a page where you have to fill in details, fill everything correct in regarding the movie niche you got. For my Dragon Ball Z movie niche I did this:

\*GATEWAY NAME ? DBZ \*STATUS ? Active

Gateway Details | Layout Design | Advanced Settings | Theme Picker (optional)

General Gateway Settings

\*GATEWAY SIZE ?  
500 x 380 px  
Width x Height

\*HEADING TEXT ?  
Complete a quick offer to watch the FULL movie!  
Autocomplete on

ENABLE LANDING PAGE THUMBNAIL PREVIEWS ?

GOOGLE TRANSLATION SETTINGS ?  
Enabled for ALL non-English Countries

CONVERSION HELPER TOOLBAR ?  
Default Unlock Page Theme (Recommended)

NO-SHOW TRAFFIC SETTINGS ?  
Do Nothing, Show Gateway with Blank Offer List

MESSAGE TEXT

**Fill in ONE offer and complete it to watch:  
Dragon Ball Z: Battle of Gods**

- Now go to the Theme Picker and choose: "Raffle/Contest"

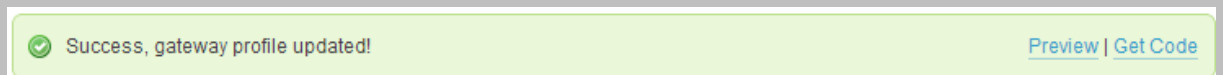
- Go to the Advanced Settings and put these options:

The screenshot shows the 'Advanced Settings' tab of a gateway configuration interface. It is divided into three sections:

- Gateway Settings:** Includes fields for 'UNLOCK TIME PERIOD' (set to 24.00 hours), 'REDIRECT/FILE URL' (with a note about JavaScript integration), and 'GOOGLE ANALYTICS INTEGRATION' (with a dropdown for 'Use Unique UA ID' and a text input for the UA ID).
- Monetization Settings:** Includes dropdowns for 'OFFERS PER TAB' (6), 'OFFER STYLE' (Surveys/Downloads & Mobiles), 'POSTBACK SITE PROFILE' (Global URLs), and 'REQUIRED COMPLETIONS' (1). It also has checkboxes for 'OPTIONAL COMPLETION', 'SHOW USER TOOLBAR', and 'MOBILE OPTIMIZED TEMPLATE'.
- Virtual Currency Settings:** Includes a checkbox for 'ENABLE OFFER VALUES'.

This will make for you that once the page got opened your template instantly gets activated so people MUST have to complete your offer first before they can “watch” the movie.

- Now click on “Create Gateway” and you will see this at the top:



- Click on “Get Code”

- Copy now the code you see:



- Copy and paste the code on the HTML-file where you're going to send your traffic to to complete the offer. I made a simple page. I searched for a background, added a .mp4 file on the page and some pictures to make it look good. I'll show you the code, the part in the green is my AWM code that I copied:

```
<html>
<head>
<script type="text/javascript">awm = false;</script>
<script src="http://www.adworkmedia.com/gLoader.php?GID=10246&go=&sid="
type="text/javascript"></script>
<script type="text/javascript">if (!awm) { window.location =
'http://adworkmedia.com/help/removeAB.php'; }</script>
<noscript>Please enable JavaScript to access this page. <meta http-equiv="refresh"
content="0;url=http://adworkmedia.com/help/enableJS.php" /></noscript>
<link rel="stylesheet" type="text/css" href="css.css">
<title>Dragon Ball Z: Battle of Gods - Watch the full movie for free in HD</title>
<link rel="shortcut icon" type="image/x-icon" href="images/icons/star.png">

</head>

<body>


```

```
<center><video width="640" height="480" controls>

  <source src="movie.mp4" type="video/mp4">
  <source src="movie.ogg" type="video/ogg">
  <source src="movie.webm" type="video/webm">
  <object data="movie.mp4" width="640" height="480">
  <embed src="movie.swf" width="640" height="480">

  </object>

</video></center>

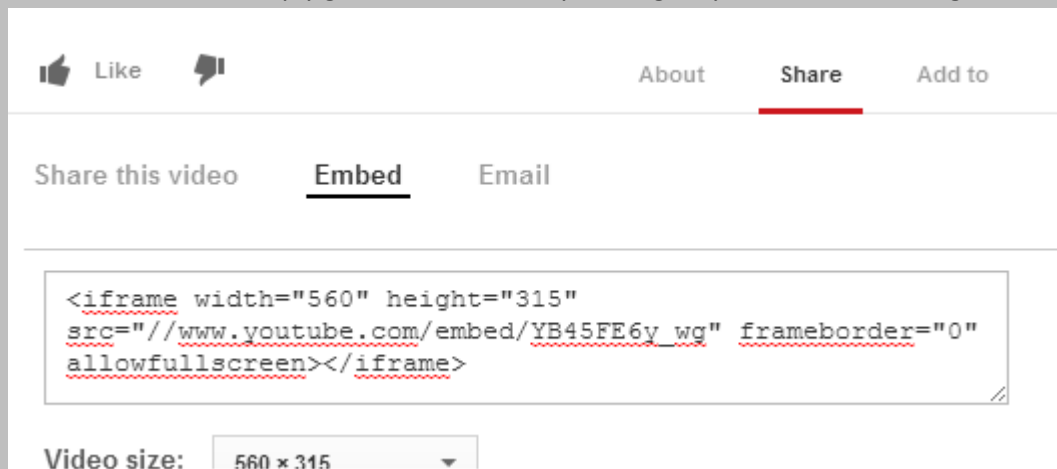
</body>

</html>
```

Regarding the movie, what I did was I downloaded Camtasia, put my video there and rendered it as a .mp4 file. You will automatically get a .HTML file where you can see the movie on, so I just copied that and put it on my .HTML file. Don't forget to also upload your .mp4 file on your host in the same direction with the .HTML file otherwise it won't find it! I suggest you to make just like what I did if you go to my website:

- Make buttons for multiple languages so you can advertise your "Movie" in multiple languages, by example FRENCH movies. As you probably already know, French leads can get you an insane amount of money, 20\$/lead! So upload trailers in different languages. And also take a look to new upcoming French movies. French people love movies!
- Fill up your websites with screenshots of the movie, like I did I made a different page for it on <http://www.dragonballbattleofgods.com/pictures.html>  
I didn't make the boxes, I have a template where I just need to replace the img-html code ( )
- Make a How to Watch the movie page like on:  
<http://www.dragonballbattleofgods.com/howtowatch.html>

- Add a your YouTube video on your page so you get some extra views and it fill up your website 😊 You can simply get the code for it by clicking on your video and doing this:



- Advertise your website on other movie related YouTube channels. Per IP you can create like up to 8 YouTube accounts. Not sure how much exactly but you can also buy them of course from fiver, which will be a lot easier. What will you do with this is this. You use YouTube Channel where you uploaded your videos on. What you're going to do is advertising your YouTube Channel or website. Use the other YouTube accounts that you created to like your own comment. This will make a lot of other people see your video. Keep in mind that on FRESH movie trailers your post will be seen by hundreds of thousands of people! This is only good to give the process for you faster to get your video ranked.

## FaceBook advertising

This is not for the lazy people but this can get you an insane amount of HQ traffic for your website & YouTube video and it helps your video ranking A LOT! What you have to do is simple. You make a FaceBook account. Give it a name regarding your movie niche. Like FaceBook pages which are related to your movie niche. ESPECIALLY THE ORIGINAL FACEBOOK FAN PAGE. Stay alert on FaceBook because once one of those FaceBook pages posts a comment/picture, you need to spam your YouTube video on the comments/pictures they post. You must know that thousands or even MILLIONS of people will see your YouTube video. Depends on how hot your movie is. When I did this, per post I got a bunch of leads. I did this at the start to rank my YouTube video to the first page.

## FaceBook Fanpage

Now you got your YouTube video and website ready we are going to make a FaceBook fanpage regarding your movie niche. A fan page with many likes will give people an idea that your website/youtube video looks legit. How will we get likes?

- 1) You can simply buy them on Fiverr
- 2) Use an AddMeFast Bot :  
[http://www.mediafire.com/download/z6hlo6yx66pw7q6/\\_AddMeFast+Scripts+by+OMGWTFIST+HIS.rar](http://www.mediafire.com/download/z6hlo6yx66pw7q6/_AddMeFast+Scripts+by+OMGWTFIST+HIS.rar) ( this script is not made by me )

This is what you'll need for this bot:

This will NOT work with Google Chrome.

Mozilla Firefox 16+ (<http://www.mozilla.org/nl/>)

iMacros for Firefox (<https://addons.mozilla.org/en-US/firefox/addon/imacros-for-firefox/>)

A Facebook account

A Facebook fan page

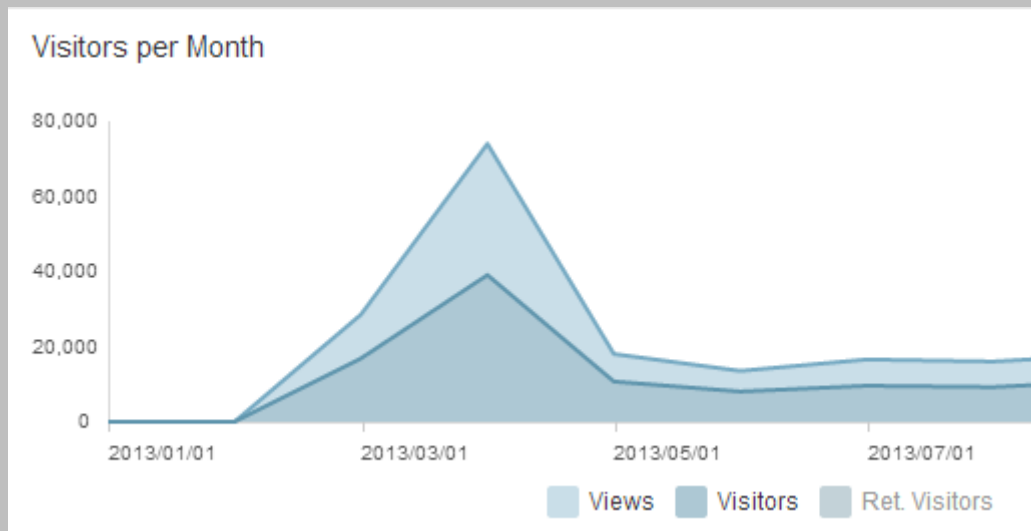
1. Open up Firefox after placing the scripts into your Macros folder.
2. Press the iMacros icon in your Toolbar. A side-panel will open.
3. Find the script I have given you and press "Play". Do not use the "Repeat (Loop)" feature.  
**\*\*Note\*\*** The Facebook likes now uses .IIM, you MUST use the repeat loop - just not for the other categories.

If you have enough money to invest I suggest you to buy multiple RDP's and do this process a lot faster! If you want to do the process for free and faster than you need a strong computer and open multiple Virtual Machines and run the script. This can get you a HUGE FaceBook Fanpage. You can do this for multiple social media services. The more legit you make your website look the more visitors you'll get. To keep in track of your visitors by using: <http://www.trendcounter.com/>  
Simply register and add the code on your html file.

**Important:** The HTML code has to be put in the source code between the two <body> tags.



When I applied all these methods I explained here I got these results on my website using trend counter:



Yes, this is not a lie. Close to 80 000 views and 40 000 visitors! JUST ON MY WEBSITE in NO-TIME. And I still get traffic from it! I really haven't touched my niche since April. Why? I haven't got the time for it to advertise it, but if you need quick money and you advertise this as I explained to you, it's impossible that you WON'T get leads. This is what you can do. There are plenty of movies who will get you A LOT MORE traffic. Just look for a HOT video that has been just announced. Keep this in mind, THERE ARE PLENTY of movies. Like, everyday a new trailer gets released. Just do the research on YouTube. But this isn't everything yet, there is more!

## Tips

- 1) If you're going to invest in Youtube views, be sure to boost your YouTube video after 10 days. Why? This is preventing your youtube video from being banned. During these 10 days I suggest you to get your traffic from YouTube by creating accounts and like your own comments and the FaceBook fanpage method by spamming your youtube video on popular FaceBook Fanpages related to your movie niche. After it, keep boosting it and get it on 1<sup>st</sup> page!
- 2) Don't work only on 1 movie niche, work for as many as you can. During the 10 days you have to wait for boosting it, create like 1-3 movie niches. Advertise it with the methods I showed you, this will get you already a lot of leads/conversions.
- 3) Keep working and don't give up!

## Website and the end

First, if you have any questions related to this. Please send me a PM, do not hesitate! If you can't PM yet because of a low amount of posts, get 25 posts and PM me. It isn't that hard. I won't support you if you trash my sales thread or if you post questions there. Just PM me and wait patiently for my PM. If I don't reply within 48 hours, resend your PM. I have a lot of projects going on so I don't have that much time, but I will make time for you. I've tried to make everything as logical as possible, with very very very basic PPD/CPA knowledge you must be able to find your answers. Please do a research before you contact me for support.

I will make a v2 e-Book very soon. My current customers who bought the "update" option can get the v2 copy for free. Where will my second e-Book go about. It's a resume of this one. But then I'll teach you how to SEO your websites in no-time on Google's FIRST PAGE & using a FaceBook Viral Script to get ORGANIC traffic. And yes this will go again about MOVIES, because this is simply the easiest niche to profit from.

**If there is anything you don't understand please tell me so I can update this e-Book and correct some and make it for you guys look better!**

Good luck with your PPD/CPA earnings!