

BITLEAK

The Magic Key

To online successful monetizing

Leaked by smoker05

Written by: *Cibor*

Thank you for purchasing my product!

Disclaimer

The author and publisher of this eBook and the accompanying materials have used his best efforts in preparing this eBook. The author makes no representation or warranties with respect to the accuracy, applicability, fitness, or completeness of the contents of this eBook. The information contained in this eBooks is strictly for educational purposes only. Therefore, if you wish to apply ideas contained in this eBook, you are taking full responsibility for your actions. The author disclaims any warranties, merchantability, or fitness for any particular purpose. The author shall in no event be held liable to any party for any direct, indirect, punitive, special, incidental or other consequential damages arising directly or indirectly from any use of this material, which is provided "as is", and without warranties. As always, the advice of a competent legal, tax, accounting or other professional should be sought. The author do not warrant the performance, effectiveness or applicability of any sites listed or linked to in this eBook. All links are for information purposes only and are not warranted for content, accuracy or other implied or explicit purpose. This eBook is copyrighted. No part of this may be copied, shared, or changed in format, sold or used in any way other than what is outlined within this eBook under any circumstances!

All contents are protected by US copyright law. All rights reserved. No part of this document or the related files may be reproduced or transmitted in any form, by any means (electronic, photocopying, recording or otherwise) without the prior written permission of the publisher

TABLE OF CONTENTS

1. [Introduction](#)
2. [Profile setup](#)
3. [Implementation](#)
4. [Scaling up](#)
5. [Summary](#)

INTRODUCTION

Hello, my name is Cibor and I'm going to show you a very easy method to make a steady online income on autopilot.

I've been in the online marketing for a while, I'm sure most of you already tried to earn online and failed. Those who succeeded, did it by hard work. In this eBook, you will be taught a method, which will earn you money, without hard work.

All you have to do, is spending a while every day to increase the earnings.

Let's get started!

PROFILE SETUP

Create girly facebook profile and add some cute photo as profile picture.

You can find such photo on the Internet, make sure it looks real and it's not nude.

Preferably, face picture.

If you don't know where to look for it, you can use nfsfw.com (non nude picture)

Tip: create the profile in a second browser, not the main one where you are using your real facebook account, and remember to clear cookies.

When your account is ready, start joining all kind of groups, preferably USA/CA/AU/UK based.

How to do this?

Example: type name of an US city and click on the loupe. Like here:



A lot of stuff will show up, not only groups, and that's why you have to sort them.

Click "Groups" on the left side.

Now you should see only groups. Click "Join group" to as many groups as possible. Before you move to next step, you should be accepted in at least 20 groups. The more = the better.

Try to join 50+ groups.

Don't invite any friends, you can accept if someone adds you, but don't send invitations.

IMPLEMENTATION

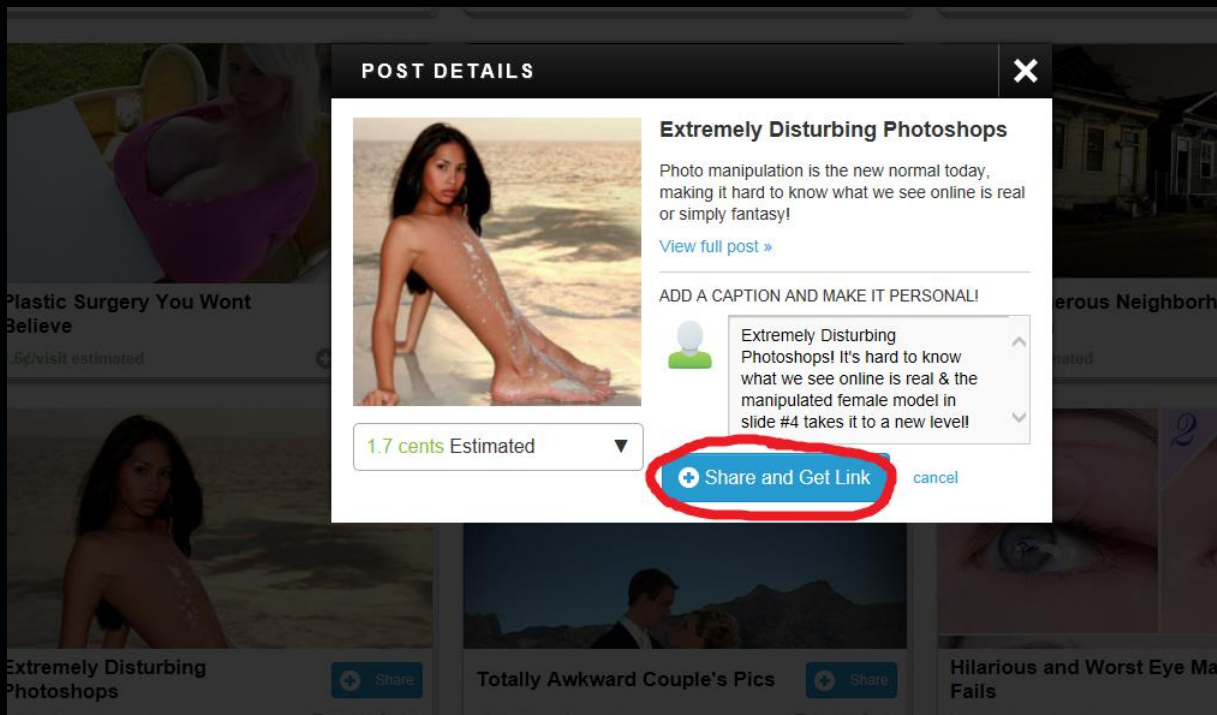
To implement the method, you will need 2 accounts. 1st – MyLikes, 2nd – HootSuite.

You can create MyLikes account here:

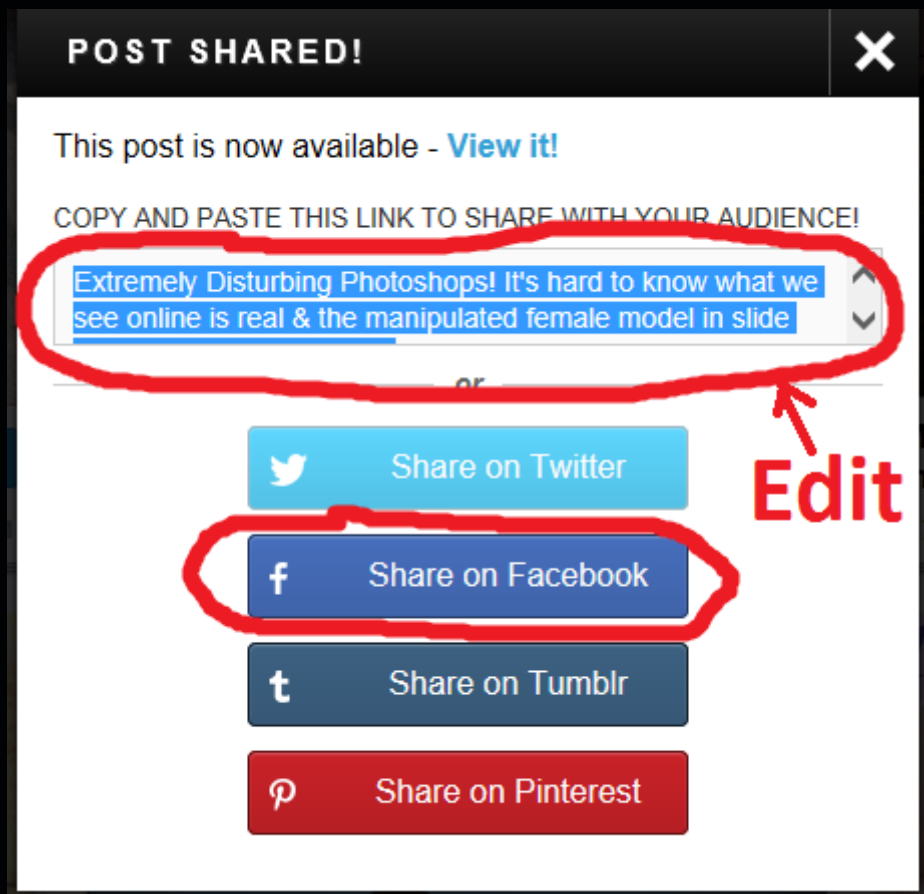
<http://mylikes.com/publishers/signup>

Click on “See Campaigns on Likes.com”.

Pick a campaign that looks the most interesting, then click “Share and Get Link”.



This is what you will see:



You can edit the blue text, but remember to leave the link (it is your unique link, it's the most important!) as it was originally.

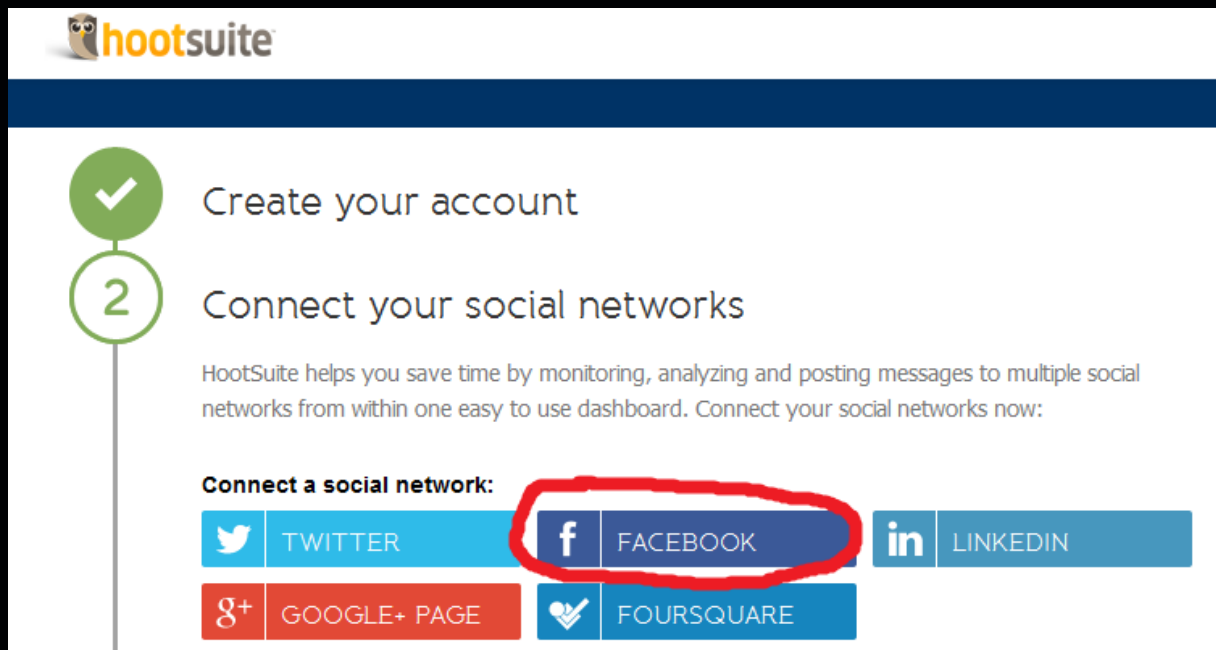
Copy the text and paste in notepad.

Now create HootSuite account. It will make the method autopilot, HootSuite allows you to submit messages to all your groups at once, anytime you want.

<https://hootsuite.com/plans>

Pick the Free plan.

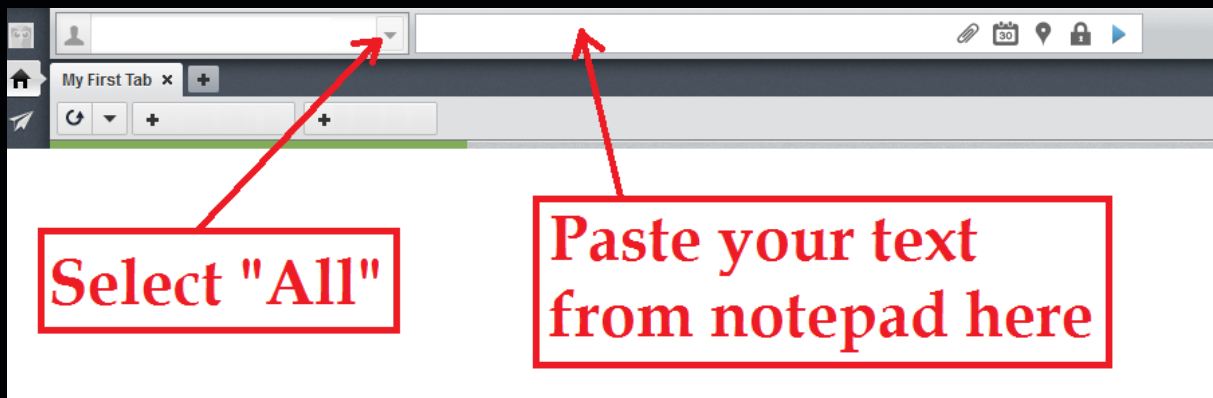
After filling in the details, you will see this:



Click on "FACEBOOK" and add all groups. HootSuite will ask you to upgrade your account. Accept it and fill the details (including credit card info) using fake info from fakenamegenerator.com

Then, you move to your account.

You should see this:



In the first field, select all groups, in the second, put your message (with your link). By clicking on the clock icon, you can setup planning – automated sending your message to the groups.

Congratulations!

After 5 – 10 minutes, you should see first earnings in your MyLikes account. MyLikes sends payouts on every Friday. Make sure to add your PayPal Email in the Payments settings.

SCALING UP

Setup „Planning” in your HootSuite account. For example, send message twice per day. To do this, click on Planning and then on Mass message sending. HootSuite explained how to do this with an example easily, but if you will have trouble with this, feel free to send me a message.

After you finish setting up first account, you can create another and another. Setup every account to send messages automatically. Your earnings will raise every day. If you will earn \$10, you can earn \$1000, it's just about scaling it up.

SUMMARY

1. Create Facebook account
|
2. Join groups
|
3. Setup female profile
|
4. Pick a campaign on MyLikes and get
your unique link along with the short
text
|
5. Setup HootSuite account
|
6. Send the message through HootSuite
and setup auto sending
|
7. Create more facebook profiles
|
8. Join other groups
|
- Go back to 6.

Now, take action!

Don't wait, time is money.

Thank you for reading.

Cibor

Leaked by smoker05

The Magic Key

To online successful monetizing
Bonus

BITLEAK

Written by: *Cibor*

Bonus method for bigger earnings!

Please read the main eBook first.

In this eBook, I will show you a twist to the main method, which will lead to bigger earnings.

After setting up Facebook and HootSuite profiles, you can use CPA offers, instead of the MyLikes campaigns.

However, this is a bit harder, you will have to practice before you will get satisfying results. After few days, you will be able to get \$50-\$100 per day.

Let's start!

First of all, you need a CPA network (which has CPL offers) account. You can apply to MaxBounty, NeverBlue or other big companies. It takes a bit of hassle to get accepted.

Or, you can apply to QuickDollar.org, which I have control under, and you will get accepted ASAP, without stress.

Here's link to the website:

<http://www.quickdollar.org/>

Click on "Sign Up" button and then, choose "Affiliate Sign Up".

In the field "Company/Name" put "Magic Key <your username here>".

The other fields are up to you, you will be accepted either way.

Now you have to pick a CPL offer. Preferably dating one. It brings the highest conversion rate.

There are many CPL dating offers, for example: HookUp, BeNaughty, SlutRoulette.

After choosing an offer, copy "Your Tracking Link" and paste it in notepad.



Now you will have to shorten your link, or use domain redirecting to your link.

To shorten link, you can use
TinyURL.com

TinyURL.com
Making over a billion long URLs usable! Serving billions of redirects per month.

Home
Example
Make Toolbar Button
Redirection
Hide URLs
Preview Feature^{cool!}
Link to Us!
Terms of use
Contact Us!

Put your link here →

Enter a long URL to make tiny:

Custom alias (optional):

May contain letters, numbers, and dashes.

AN EXAMPLE
Turn this URL:
http://www.amazon.com/Kindle-Wireless-Reading-Display-Globally/dp/B003FSUDM4/ref=amb_link_353259562_2?pf_rd_m=ATVPDI-t=2018&pf_rd_p=1270985982&pf_rd_i=B002Y27P3M
into this TinyURL:
<http://tinyurl.com/KindleWireless>
Which one would you rather cut and paste into your browser? That's the power of TinyURL!

TinyURL.com
Making over a billion long URLs usable! Serving billions of redirects per month.

Home
Example
Make Toolbar Button
Redirection
Hide URLs
Preview Feature^{cool!}
Link to Us!
Terms of use
Contact Us!

Copy shortened link

TinyURL was created!

The following URL:
has a length of 62 characters and resulted in the following TinyURL which has a
<http://tinyurl.com/qhp8y>
[Open in new window] [Copy to clipboard]

Or, give your recipients confidence with a preview TinyURL:
<http://preview.tinyurl.com/qhp8ynk>
[Open in new window]

Copy shortened link and paste in notepad.

Shortened link doesn't look professional, instead of shorteners, you can use domain which will be redirecting to your affiliate link.

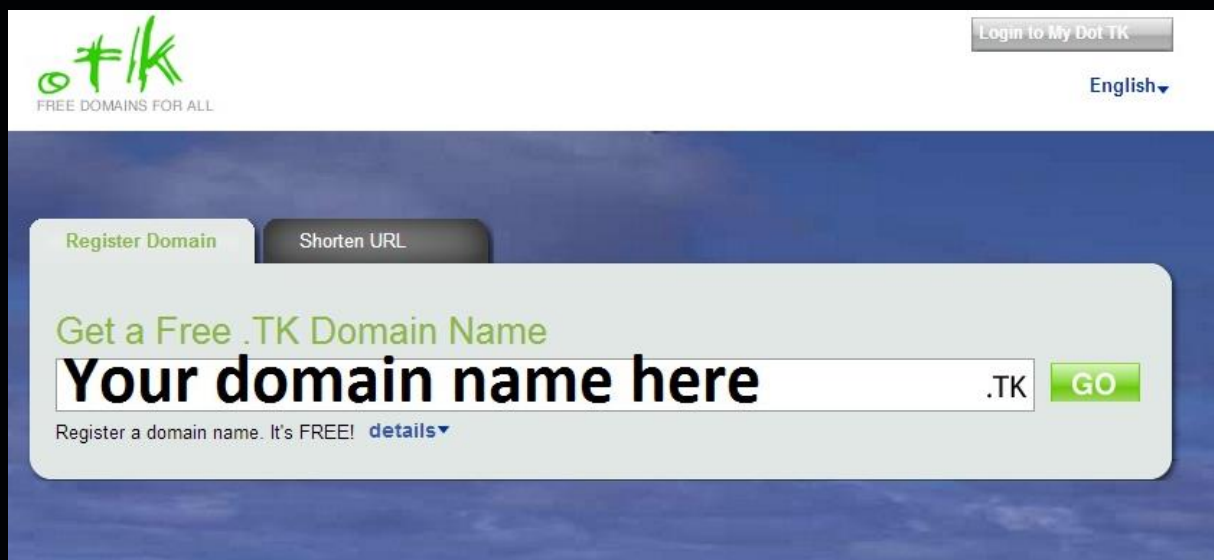
There are two options: paid domains and free domains.

I will show you how to get free domain redirecting to your link.

Go to <http://www.dot.tk/>

Put a domain name related to cams / webcams.

Example: "HotCams" or "FreeCams".



The screenshot shows the dot.tk website interface. At the top left is the logo for dot.tk with the tagline "FREE DOMAINS FOR ALL". At the top right, there is a "Login to My Dot TK" button and a language dropdown menu set to "English". Below the header, there are two tabs: "Register Domain" (which is active) and "Shorten URL". The main content area features a form titled "Get a Free .TK Domain Name". The form has a text input field containing "Your domain name here" followed by ".TK" and a green "GO" button. Below the input field, there is a small text line: "Register a domain name. It's FREE! [details](#)".

You are registering the following domain name...

DATINGISFORYOU.TK



Use your new domain

Forward this domain to Use DNS Build a new website with [Imcreator.com](#)



Registration length

Domains can be registered from 1 to 12 months. Registered Dot TK users are allowed an unlimited number of domain renewals.

12 months



Type the characters you see in this picture

T Z F D Q L Z O

Type the characters you see in this picture

Your affiliate link here

You are seconds away from your FREE domain name...

Becoming a registered Dot TK user allows you to:

- Update your domain
- Create Tikilinks
- Use Dot TK Apps
- Access TK Stats
- Use the Ambassadors Program
- Renew domains for free

Sign Up

Continue without Sign Up...

Anonymous registered domains cannot be updated or renewed!

Continue without Sign Up

Put your affiliate link and click "Continue without Sign Up"
In 5-10 minutes your domain will be ready and working.

Important note:

The page with offer, might not appear for you, for several reasons:

- Your country IP doesn't match the countries listed in offer description
- System detects your affiliate cookies, and won't let you do the offers for yourself
- System recorded your IP as an affiliate, and won't let you do the offers for yourself.

Now, when you have your shortened link or domain ready, you can move to next part.

Head over to HootSuite, and prepare the message.

It can look like this, for example:

'Me and my female friend are streaming webcams now :P if you want to watch – it's here: <your shortened link OR domain>'

Then, you can setup planning, and create more profiles.

After a while, you will receive a lot of friend requests. Don't accept them all at once, because it will end up in getting your facebook account blocked. Accept them partially.

Never invite any friends.

Thank you for reading

Cibor