

Customer Informations & Disclaimer

Do not Leak this.

Do not resell it.

This is secured with your payment informations and is visible only to you and me.

Copyright Notice

ALL RIGHTS RESERVED

No part of this document may be reproduced or transmitted in any form whatsoever, electronic, or mechanical, including photocopying, recording, or by any informational storage or retrieval system without expressed written, dated and signed permission from the author.

DISCLAIMER AND/OR LEGAL NOTICES

The information presented herein represents the views of the author as of the date of publication. Because of the rate with which conditions change, the author reserves the right to alter and update his opinions based on new conditions. This document is for informational purposes only and the author does not accept any responsibility for any liabilities resulting from the use of this information. While every attempt has been made to verify the information provided here, the author and his referrals cannot assume any responsibility for errors, inaccuracies or omissions. Any slights of people or organizations are unintentional.

Introduction

Without further ado let's get started...

This money making method that I'm about to show you involves selling on ebay but in a way that would amaze you. You **do not need** any overheads, no suppliers or third parties needed, no need to stock any goods or items to ship to your customers, no keys, digital items etc.

All those are completely **OLDSCHOOL**.

In fact you **don't have to** handle or pay for any shipment of any product yourself to make this work. The original sellers of these particular items will be the one doing all the work for you while you reap all the benefits that comes with it. We are going to exploit both ebay and Amazon to create our own money making system and you'll see how easy this can make you a **full time income** if you take it seriously.



&



The fun part about this method is, you only set this up once and reap the benefits for months to come. All you need to do is monitor your transactions.

This is a system which means you have all you need to make it work! Just follow the steps one by one and you will succeed.

Table of Content

1. How To Set Up Ebay Account

(Videos Included To Get You Started)

2. The Pure Magic

(You'll Be Amazed How Easy This Is)

3. Find A Great Deal - Manually

(Step By Step To Finding A Profitable Opportunity.)

4. A Quick Way To Find The Best Amazon Discounts – Software

(Free Software We Can Use To Quickly Find The Best Discounts.)

5. Found A Great Deal – Now What?

(The Process Of How To Work This.)

6. When You Get A Sale ...

(The Process Of How To Work This – Part 2)

7. Pricing

(You Don't Always Have To Be The Cheapest.)

8. What If Things Go Wrong?

(How To Deal With Refunds, No Sales And Cashflow Problems.)

9. Conclusion

(Final Words.)

How To Set Up Ebay Account

If you don't already have an ebay account, head over to eBay.com or eBay.co.uk, eBay.ca or whichever one you choose and open an account now.



Welcome to eBay - Sign in

Sign in to your account ?

User ID

Password

[I forgot my user ID or password](#)

Keep me signed in.
(Clear the check box if you're on a shared computer.)

Not an eBay member?

Below is a free video tutorial on how to open an account with eBay. Click Below.

[How To Open eBay Account](#)

Here's how to open a seller account with eBay.

[How To Open Seller Account On eBay](#)

Here's how to link your Paypal to your eBay account.

[How To Link Your Paypal](#)

Here's how to properly list your items on eBay.

[How To List Your Item](#)

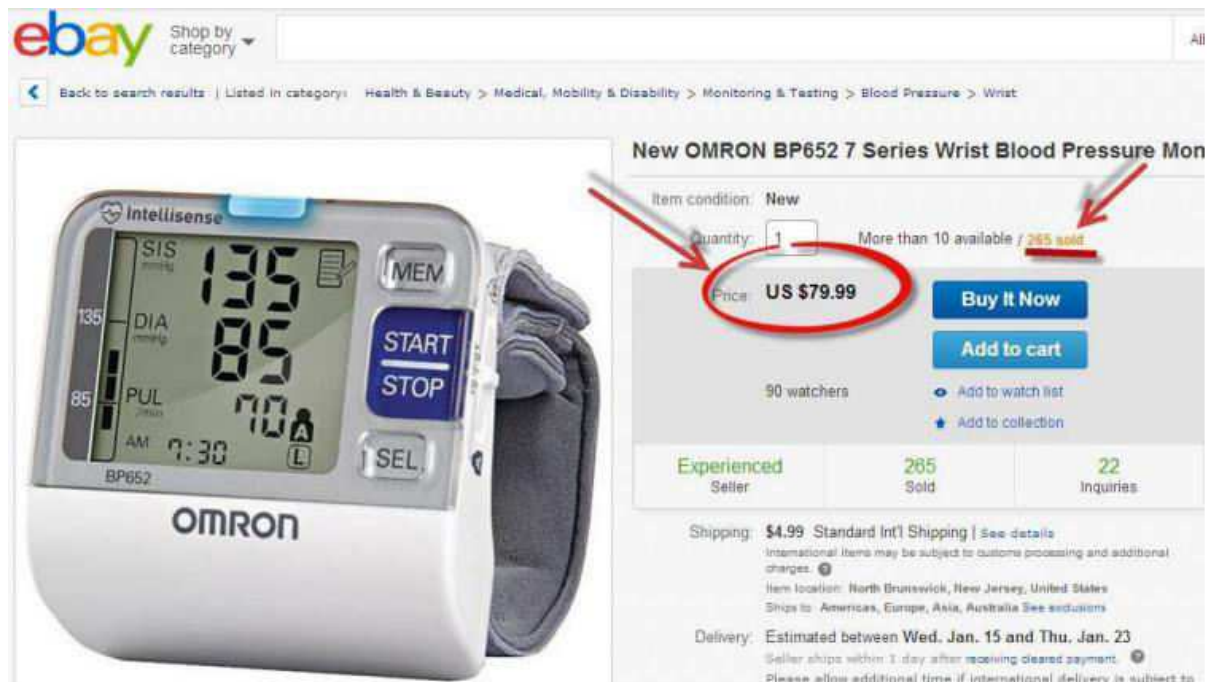
The Pure Magic

This is where the magic happens so get ready to be amazed. Head over to [Amazon.com](https://www.amazon.com) and type in any of these example products below to see it in action and see the true potential this system offers you to make money.

For Example: “ Omron 7 Series Wrist Blood Pressure Monitor ”



This item is sold for **\$49.99** on Amazon and guess what is sold for on eBay? That same item is sold for **\$79.99** on eBay and this seller has already **sold 265** units of it already.



Now let's do the Math : eBay price = \$79.99 subtract the \$49.99 Amazon price, how much would that give you? ==> **\$30 Profit.**

Now multiply \$30 by 265 units sold. How much would that give you in total? A whopping **\$7,950** in pure profits for just one item alone including ebay fees obviously but what if you make **\$5,000** for just this one product alone and you have about 10 different items running for you on eBay, how much do you think you'll be making in a day?

Now you can see how people make serious money on eBay. I'll show you how to do the same without overheads, or the need of suppliers and without doing any shipment item yourself.

It's Simply INCREDIBLE..

But before we make that happen let's see some more examples...

Another Example :

This item is sold for \$39.00 on amazon, now let's see what it sells for on eBay.



The screenshot shows the Amazon product page for a Fisher-Price Rainforest Melodies and Lights baby gym. The product is a colorful, arch-shaped baby gym with various toys and lights. The price is listed as \$39.00 with free shipping. A red arrow points to the price, and a red circle highlights the price and shipping information.

amazon
Your Amazon.com Today's Deals Gift Cards Sell Help

Shop by Department - Search Baby - Go

Baby Registry Best Sellers Amazon Mom Nursery Strollers Car Seats Feeding Toys Health & Safety Activity & Gear Clothing Sales & Special Offers

Fisher-Price Rainforest Melodies and Lights
by Fisher-Price USA
★★★★★ 903 customer reviews | 27 answered questions

List Price: \$69.99
Price: **\$39.00 & FREE Shipping**, FREE Returns. Details
You Save: \$30.99 (44%)

In Stock.
Ships from and sold by Amazon.com in easy-to-open packaging.
Want it Monday, Jan. 6? Order within **3 hrs 42 mins** and choose **Curry** at checkout. Details

Product Packaging: Frustration-Free Packaging

Frustration-Free Packaging Standard Packaging

• Activity gym stimulates growing babies with music, lights, nature textures



eBay price = **\$55.99** subtract from it the **\$39.00** Amazon price how much would that give you?

About \$17 profit.

Now multiply \$17 by 10 units sold. How much would that give you in total?

A whopping **\$170** in pure profits for just one item alone including ebay fees

More Examples :

On Amazon. Now let's see on eBay.



NEW! Philips AVENT BPA Free Classic Infant Starter

Item condition: **New**

Quantity: 4 available / **22 sold**

Price: **US \$34.99** **Buy It Now**

Add to cart

8 watchers [Add to watch list](#)
[Add to collection](#)

Free Returns **Limited quantity remaining** **Over 85% Sold**

Shipping: May not ship to United Kingdom - Read item description or contact seller for shipping options. | See details
 Item location: United States
 Ships to: United States

Delivery: Varies

Payments: **PayPal** | See details

22 units sold and over **\$200** profits made on eBay...

On Amazon.

amazon Your Amazon.com Today's Deals Gift Cards Sell Help

Shop by Department - Search **Go**

Baby Registry Best Sellers Amazon Mom Nursery Strollers Car Seats Feeding Toys Health & Safety Activity & Gear Clothing Sales & Specials

Fisher-Price Laugh and Learn Apptivity Case:
 by Fisher-Price
 ★★★★★ 207 customer reviews | 12 answered questions

Price: **\$23.49 & FREE shipping** on orders over \$35. Details
 Save: \$11.50 (33%)

In Stock.
 Sold by UDC SALES INC and Fulfilled by Amazon. Gift-wrap available.

Want it Monday, Jan. 6? Order within **4 hrs 19 mins** and choose One-D checkout. Details

Product Packaging: **Standard Packaging**

Frustration-Free Packaging **Standard Packaging**

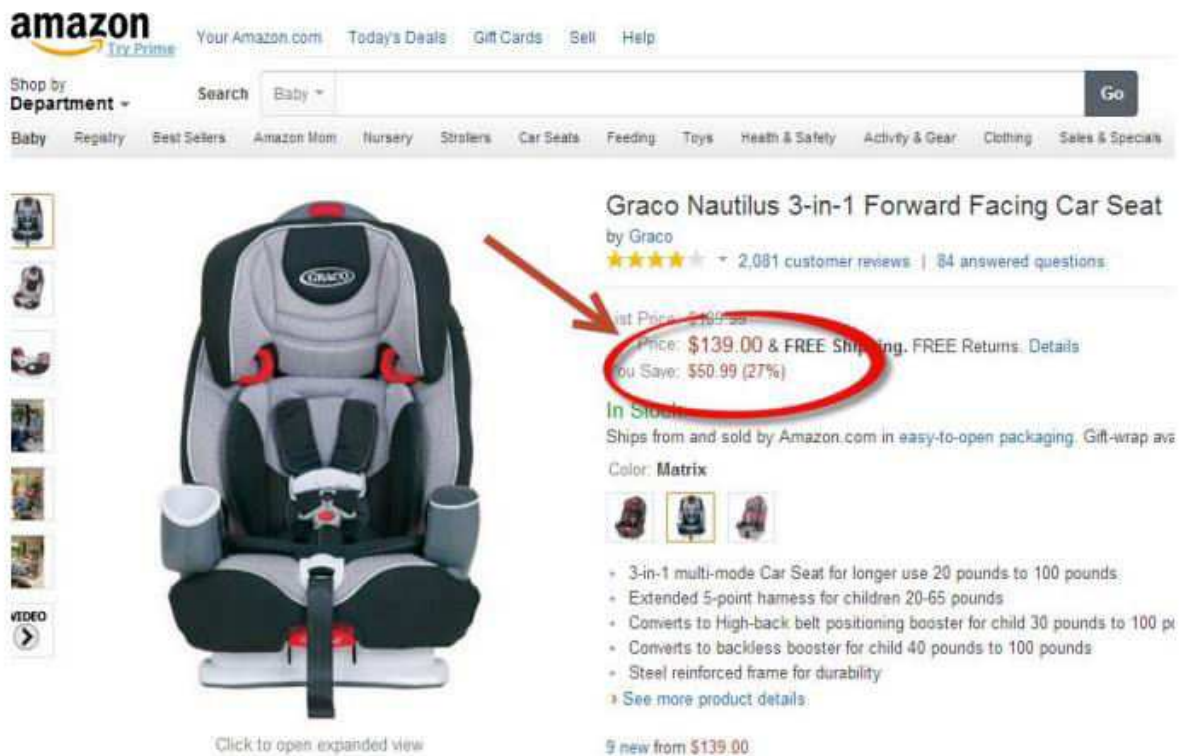
- Let baby be in control of the electronic while still protecting your device
- Place the device into the case, twist the locks, then your device is prot
- Offers three ways to play: roly-poly based, easel, or place
- Compatible with iPad 1 or iPad 2
- Download free Fisher-Price apps from iTunes



Let's see ebay...

8 units sold and over \$148 profits made on ebay...

On Amazon.





5 units sold and over \$144 profits made on ebay...

You can do more research on your own and get even more high priced products and make even more profits than the ones I've shown you above.

I'm sure you agree that this works in any niche and market!

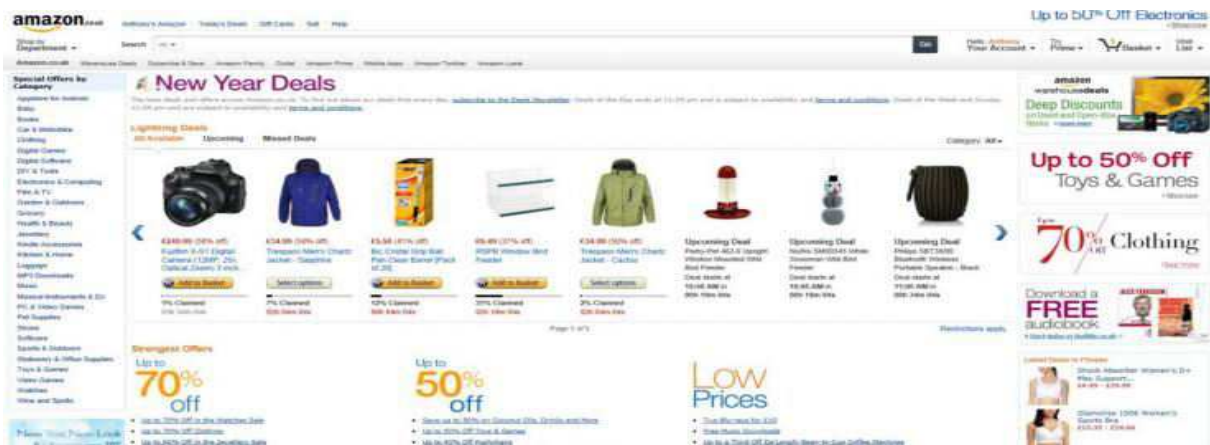
I'm sure by now you realized the opportunity and how quite easy it is. Let's move on, now I'm going to teach you how to exactly find **BEST** deals.

Find A Great Deal - Manually

1. Go to your Amazon – in my case it's Amazon.co.uk.
2. Look right at the top and click on **Today's Deals**.



3. A whole host of bargains will appear. Some are time limited, some are stock limited (**be wary with these**).

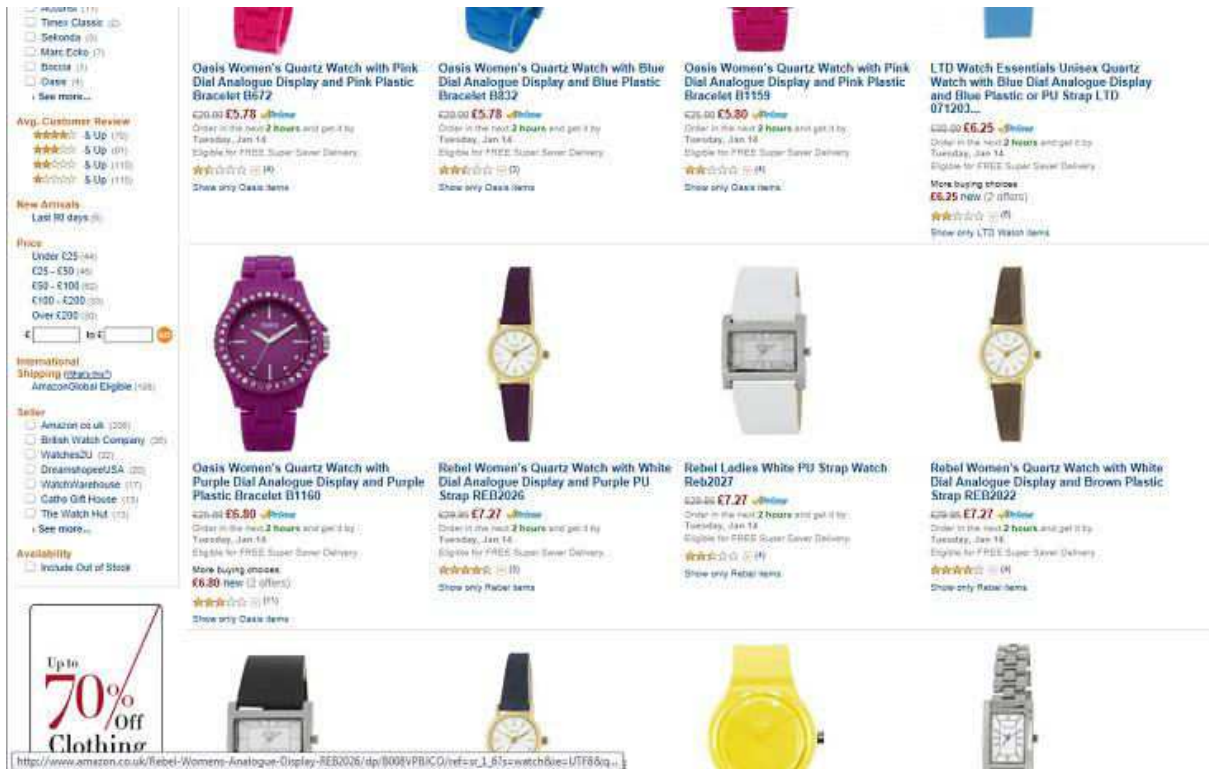


4. It says New Year deals because I've done this in January but there will always be some reason for a deal. The text below tells you about daily deals and weekly deals. I'd forget daily deals, and even leave weekly deals until you're experienced.

For now click on **subscribe to the deals newsletter** and they'll email you the latest info.



5. Let's head straight for 70% off and click on watches.



6. This one caught my eye for a number of reasons.

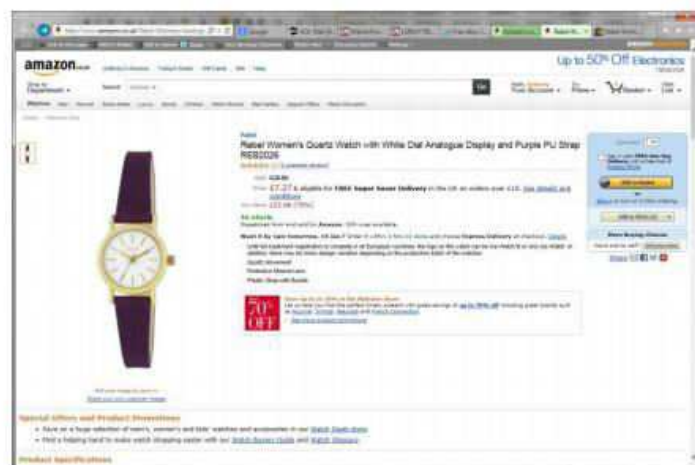
First it looks nice, it has a good star rating and the price is low at just £7.27 down from £29.95.

Let's investigate further.

Rebel Women's Quartz Watch with White Dial Analogue Display and Purple PU Strap REB2026

£29.95 **£7.27** Prime
 Order in the next **2 hours** and get it by Tuesday, Jan 14.
 Eligible for FREE Super Saver Delivery.
 ★★★★★ (3)
 Show only Rebel items

7. It has 3 reviews all saying how nice it is. Click on **add to basket**.



✓ 1 item was added to your basket



Rebel Women's Quartz Watch with
White Dial Analogue Display...
£7.27
 This will be a gift: **Saved**

Order Sub-Total: **£7.27**
1 item in your Basket

[Edit your Basket](#)

[Proceed to checkout](#)

8. Click **This will be a gift** – just good to get in the habit. Then click **Edit your Basket**.

Subtotal (1 item): **£7.27**
[Estimate VAT, Postage and Packaging](#)

This order contains a gift

[Proceed to Checkout](#)

[Sign in](#) to turn on 1-Click ordering.

[Redeem a gift card](#)

9. Click **Estimate VAT, postage and packaging**.

Subtotal (1 item): **£7.27**
[Estimate VAT, Postage and Packaging](#)

This order contains a gift

[Proceed to Checkout](#)

[Sign in](#) to turn on 1-Click ordering.

Dispatch to: [Anthony Hethering](#)

Items	£7.27
Estimated Postage & Packaging	£6.01
Estimated Order Total	£13.28

Order Total includes VAT
[See details](#)

[Redeem a gift card](#)

10. This now shows the full cost to you of £13.28 if delivered from the UK to the UK.

11. A quick search on ebay for the model number – easiest way as watches can be very confusing.



12. This is where you have to think like an entrepreneur. What can give you the **edge**? Why should they buy from you?

Too many people assume they have to be the **cheapest**. This is what I would do with this watch...

Look back at the Amazon page... It's available in **3 colours**.



Let's put the price up to £24.95 – still £5 below the rrp but offer a choice of colours.
Or set the price at £19.99 but charge £5 postage and packaging.

I checked the other two colours aren't on eBay Uk yet. I'd be the only one offering all 3 colours and would **stand out!**

13. This is looking like a possibility but let's check the actual costs etc. [Click Here](#) to open up ecal. The ebay cost calculator. As you can see it's available for a lot of eBays. If it's not available for your country search in Google for eBay costs calculator and you should find one.

Fee Calculator for eBay United Kingdom (eBay.co.uk) and PayPal

Up-to-date with the latest eBay fee structure (effective from 13 May 2014)

Fees include VAT (Value-Added Tax) for residents of the European Union. [\(change VAT\)](#)

Auction style Buy it now Switch to Reverse Calculator

Category [?]

Store Level Business Account

Free listing (20 per month)

Starting Price Reserve Price*

Quantity [?] *(Leave the field blank or set at *0* if you don't want to use a Reserve Price.)
(for Multiple-Item Auctions (Dutch Auctions))

Final Value [?] Shipping & Handling [?]

Discount on Final Value Fee

Discount Level

Listing Upgrades

<input type="checkbox"/> List in Two Categories <small>(2x insertion & listing upgrades fees)</small>	Buy It Now Price <input type="text" value="0"/> <small>(leave blank or *0* if you don't want to set a Buy It Now Price)</small>	
<input type="checkbox"/> Scheduled Listings £ 0.06	<input type="checkbox"/> Listing designer £ 0.07	<input type="checkbox"/> Item Subtitle £ 0.35
<input type="checkbox"/> Gallery Plus £ 0.95	<input type="checkbox"/> International site visibility <small>variable fee</small>	<input type="checkbox"/> Gallery £ 0.00
<input type="checkbox"/> Supersize Image £ 0.00		

14. Click the **Buy it Now** tab and enter in your values from your research.

Auction style **Buy it now** Switch to Reverse Calculator

Category 30-Day Duration

Store Level Business Account

Free listing (100 per month)

Buy it Now Price Shipping & Handling

Quantity
(for Multiple-Item Auctions (Dutch Auctions))

Discount on Final Value Fee

Discount Level

Listing Upgrades

List in Two Categories
(2x insertion & listing upgrade fees)

Scheduled Listings Listing designer Item Subtitle
£ 0.06 £ 0.07 £ 0.25

Gallery Plus International site visibility Gallery
£ 0.95 £ 0.30 £ 0.00

Supersize Image
£ 0.60

PayPal

Currency: GBP Seller's Country

PayPal Rates Type of payment

Other Costs (for one item)

Item Cost True S&H Cost
(Cost to acquire: enter the amount initially paid for the item)

This Fee Calculator is provided "AS IS" and without any warranty. To use this website and its services, you must agree to its [Terms and Conditions of Use](#).

15. Click the calculate button (just off the screen) and get the results.

16. The formatting isn't great but the information is.

<i>Insertion Fees</i>	
Insertion Fee	£ 0.00
Listing Upgrade Fees	£ 0.06
Picture Services Fees	£ 0.00
Total	£ 0.06

<i>For each item sold, you'll have to pay also the following fees</i>	
Final Value Fee	£ 2.50
PayPal Fees	£ 1.05
Total for each item	£ 3.55
Total for all items (10)	£ 35.50

<i>Profit/Loss (for all items)</i>			
<i>Final Value</i>	£ 24.95	£ 24.95	<i>(unsold)</i>
Total eBay/PayPal Fees	£ 35.56	£ 35.56	£ 0.06
Item Cost	£ 72.70	£ 72.70	£ 0.00
True S&H Cost	£ 60.10	£ 60.10	£ 0.00
Total Expenses	£ 168.36	£ 168.36	£ 0.06
Total Selling Price	£ 249.50	£ 249.50	£ 0.00
Profit/Loss	£ 81.14	£ 81.14	£ -0.06

The total profit for selling 10 is **£81.14**. Including all fees etc.

17. You can play about with the calculator to get the figures where you want them – just don't set your price too high. But also don't set your price too low.

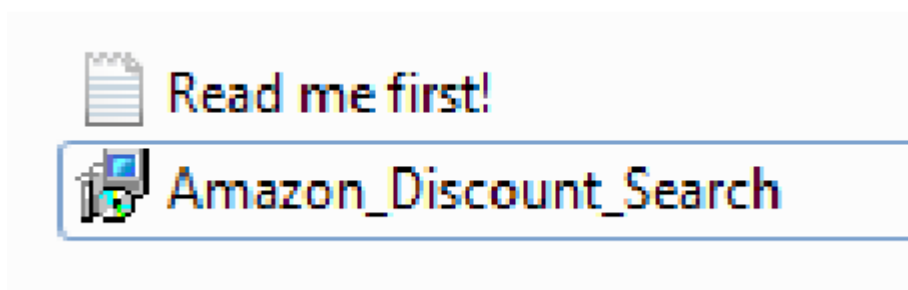
*More about that in pricing but first let's use the included **software** to speed up searches.*

A Quick Way To Find The Best Amazon Discounts – Software

First install the software

Open up the software folder and you'll find these two files.


Double click on the *Amazon_Discount_Search* file to start the install.



The install process is straight forward. It will put an icon on your desk top.

The software may ask for a registration code – that's in the read me first file.

Just find it and copy and paste it in.



Double click the desktop icon to start the software.

Using The Software

The opening screen looks like this and it's so easy to use. Enter the values that you want and click search.

Although the software only supports Amazon in the UK, USA and Canada users from other countries can still use this software with the system.

After all, there is **no reason** why someone from another country can't say combine Amazon and eBay in the USA for US customers.

You can use this to look for **huge discounts** in any chosen niche – not just the one's promoted in Amazon's latest sale.

These are the settings for the software.



Country – choose US, UK or CA for Canada.

Category – select from drop down list. This will set the sub category list – choose one of these if you want.

Discount – set the rate range that you want.

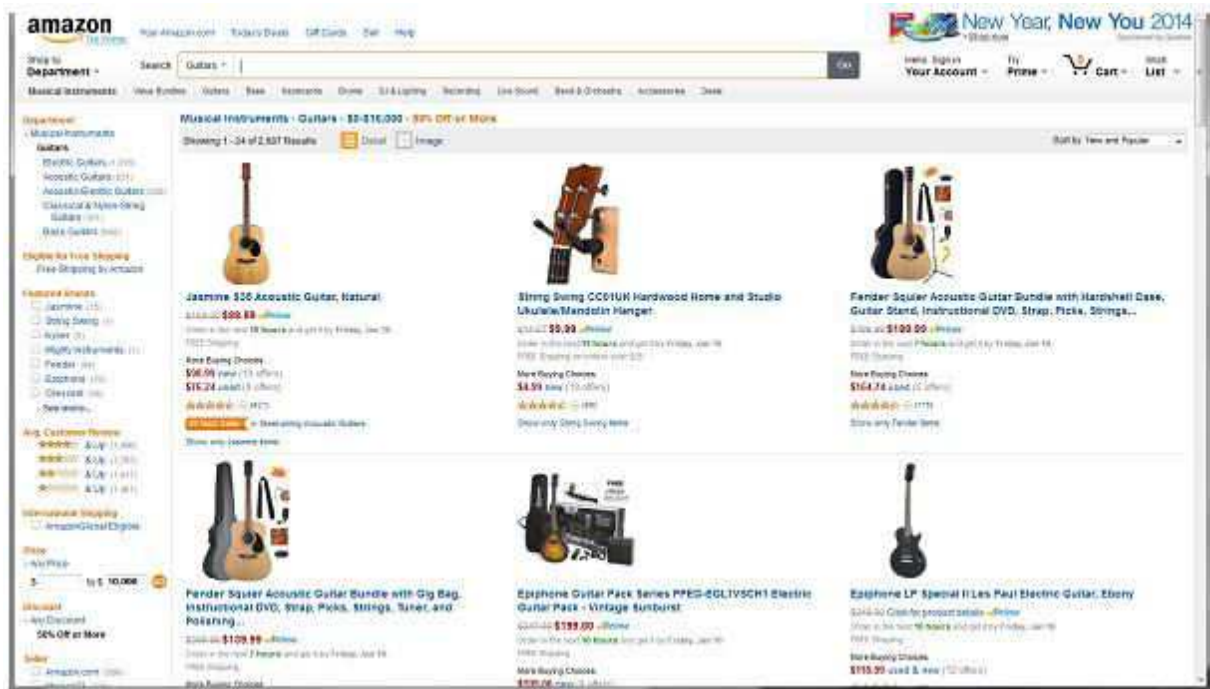
Sort by – relevance, price, bestselling.

Set the price range – to either find high ticket items or budget ones.

The final thing to set is keywords. This can help match your search to a niche you're interested in or simply to find say DVDs with a particular star.

Click **Search** to begin.

It will then open up a browser page with your results. In this example I searched for guitars.



The first example is the Jasmine S35 Acoustic Guitar, Natural for **\$99.99**.. A quick search in eBay.com shows a range of listings including a buy it now price of **\$174**.

Do your homework!

Check if there are any special conditions such as delivery costs or delivery times and note them to include in your eBay listing.

Found A Great Deal - Now What?

Now this is how you make money with this two auction sites without overheads, suppliers or shipping the items yourself.

1. Check they have **stock**. No good listing something and there's 1 left. If you can, contact the seller of these individual products on www.amazon.com and ask them if they have steady quantities or supplies of these items in stock. 90% of Amazon sellers will say yes.

This is Amazon and the multitude of sellers that now market through Amazon.

- Check where they will ship to and at what cost!
- Check that in your research you compared like with like.
- Check your maths with the eBay costs calculator again.

Keep an eye on this for your best sellers and try and source a second supplier in case of any supply problems.

2. Create a listing on ebay with each of these items from Amazon. The listing you want is a Buy Now listing and more often than not, you'll sell **multiple items** on one listing.

The trouble with eBay – if you're a new seller and use Paypal then they can make you wait 21 days to release your money. This can be reduced if the buyer **confirms delivery**. So as part of this plan- let's make sure we ask them to confirm delivery.

3. Move the item image from Amazon to your eBay listing and make the image a bit **unique** to make yours stand out. Crop it slightly or add a caption. The free Paint program on most PCs should be enough to do this. In the watch example, you would create a single image of all 3 colours.

4. Rewrite the description for the items in your own words but leave the item specification as it is. Make your listing as if you were passionate about the product.

5. Give it your own design and special touches because you want to **stand out** from the crowd. This you can do using NVU or any free HTML editor. Perhaps get a logo created in Fiverr.com and add that to each listing.

6. Copy and paste the finished job to your ebay listing.

7. Give the item a **reasonable price** (see pricing) and you are good to go and include any shipping options and restrictions that you wish. To keep things simple to start with I'd stick to your own country.

Next - What happens when you get a sale?

Please resist the temptation to all use the watch example! You'll saturate it and end up competing with each other. Do your homework and find your own deals.

When You Get A Sale ...

Once the eBay customer buys from you via your listing...

1. Use part of the money they paid and order the item for them from the seller on Amazon – (see Cashflow) .
2. Tell the Amazon seller where you want the items shipped to, which is obviously to your new customer's address. There is no need to have them sent to you first as you'll only have the additional hassle and expense of sending it on.

Important – Click the send as a gift option and you'll be able to send items to different addresses and the recipients won't see the price that you paid! You can also add a message.

Important - Use your email address so that you get the notifications about shipping and delivery from Amazon. You can of course pass this information onto your buyer giving the perception of excellent customer service.

Good communication is essential in business and a must in eBay. Tell them when it's on its way then ask them to confirm that it has arrived.

Many worry what will **happen** when the buyer gets an Amazon box with their item. Will they rumble you? Will the game be up?

The solution I find is **honesty**. They **won't see** the amount you paid so why not include in one message to them that...

"You will notice that your goods will arrive in an Amazon box. Like many sellers I use Amazon as a fulfilment house. I also spend hours finding the best offers and deals. If you'd like to hear about others then drop me a line."

People are lazy and they will happily ask for more information to get **future deals** as they also love to get the great bargains.

Those with an autoresponder can, of course, use this to build a list of past customers.

Pricing

I want to show you an important lesson about pricing using one of the initial **examples** – The Fisher Price Rainbow Baby Gym.

The Ebay price is \$**55.99** subtract from it the **\$39.00** Amazon price how much would that give you? About **\$17** profit.

Here's the eBay.com page that it's on. What do you notice?

Image	Title	Price	Additional Info
	Fisher-Price Rainforest Melodies and Lights Deluxe Activity Gym Music Games Toy	\$55.99	Buy It Now, 19 Watchers
	Fisher-Price Rainforest Melodies and Lights Deluxe Activity Gym Music Games Toy	\$48.00	Buy It Now, Expedited shipping available
	Fisher-Price Rainforest Melodies and Lights Deluxe Activity Gym Music Games Toy	\$56.00	Buy It Now
	Fisher-Price Rainforest Melodies and Lights Deluxe Activity Gym Music Games Toy	\$54.00	Buy It Now
	Fisher-Price Rainforest Melodies and Lights Deluxe Activity Gym Music Games Toy	\$42.00	or Best Offer

The answer is it's not the cheapest on offer. There's even one at \$42 - \$13 less but they are still selling them.

They've sold 10 already and 2 are left. 19 people are watching it. Perhaps they're in an auction to get one and have this as a reserve.

You **don't have** to be the cheapest you just have to look like the best and stand out.

In the watch example, you're offering a **choice of colours**.

What If Things Go Wrong?

What If Things Go Wrong?

I have made this as risk free as I possibly can. The bottom line is this – ***you only buy the product when you already have a sale!***

What If It Doesn't Sell?

If it doesn't sell you have only lost the few pennies on the listing fee. If this happens study other people's listings and see what they're doing right that you haven't and try again.

It's not as if you've pre-bought the stock in. If one niche doesn't work for you – don't quit, there's much room for improvement.

What If Stock Runs Out?

Hopefully you will ***keep an eye*** on your suppliers stock and notice when they list that there are so many left. If the stock has dried up and you can't find an alternative supplier then cancel the listing.

Better to lose the few pence listing fee than ***let down a customer***.

What About Refunds

Returns and refunds ***are rare*** but if they are needed then adopt a professional approach. You can minimise them even more by adopting a no refund policy.

The customers still have rights under eBay's guarantee but only if you didn't supply them with what they wanted.

- a)** Contact Amazon to get the refund - there may be a return label to print off and use.
- b)** Send address to return to with the label (if there is one) - with a note saying please return direct to Amazon who I use to fulfil my orders.
- c)** Pay the refund.

Work Out Accurate Shipping Costs

I would start only in the local market. I'm a firm believer in keeping things as simple as they can be.

Get experience then – then if there's a need branch out to other countries. You'll know if there's a need because you'll get questions from would be buyers if you can supply them. Save their details so you can let them know when you do branch out.

Use Amazon itself to estimate shipping costs and use this useful tip. Use hotels in your target city or country to find post and zip codes to enter.

They're easy to find on Google and will give you the figures you need.

Cash Flow Problems

Although it is true that you get paid first on eBay before you have to pay for the product on Amazon you will not have access to that money until **a few days later**.

This is the nature of online payment systems and there's **nothing I can do** to help that as it's totally beyond my control. This is a common problem in business and is known as a cash flow problem.

I don't accept that such problems can stop you and so shouldn't you. We work a way around them and move on.

The key thing to remember is that you only have to pay when you have a sale and that money will come to you. It's just the delay you have to cope with.

If you have a credit card then you can use that and get it paid off again by the end of the month. If that's an issue for you then start small with something you can afford and build slowly from there.

It will be slower but you will build and build.

Here's an example of starting with just £20 – or \$20 etc

Let's take the watch option to illustrate all this and assume the worst case that you have £20 in your account. To sell one you need £13.28 + £3.55 for ebay/paypal fees = £16.83

When it sells you will get **£24.95**.

Opening balance = **£20**

Buyer buys it – you pay **£16.83** to get the watch sent and listing fees etc. **£3.17** left in your account

Your money is released and you now have **£28.12**. (the £24.95 + £3.17 you had)

You set up **another** watch sale and it sells.

Buyer buys it – you pay **£16.83** to get the watch sent and listing fees etc. £11.29 left in your account.

Your money is released and you now have **£36.24**. (the £24.95 + £11.29 you had)

You now have enough to set up **TWO watch sales**.

Buyers buys them – you pay £33.66 (£16.83 x 2) to get the watches sent and listing fees etc. **£2.58** left in your account.

Your money is released and you now have **£52.48**. (the £24.95 x 2 + £2.58 you had)

You now can list **THREE** at once. Step by step it grows from a mere £20. You spend the time finding new deals – better deals and you're business soon grows.

I want to just repeat what I said at the beginning of this section. The bottom line is this – you only buy the product when you already have a sale! You may be able to use this to get temporary financial support from family and friends.

Conclusion

Now you see how **easy** it is to make money with from those two auction sites without having any overheads, stocks, or shipping the items yourself.

Now imagine having 10 of those eBay listings running for you. How much do you think that would make you in a month?

Trust me, you can easily pull in **\$5 - \$10k** per month with this money making method alone without breaking a sweat or going to the post office to post a single thing.

The trick is to create as many eBay listings as you can. This way you are guaranteed to make money every single day .

Each listing will **supplement** each other so if one doesn't make money that day another will. If you are serious about this it is not unreasonable to make a couple of thousands per month.

There you have it..

A simple money making system that actually works!. *All you need to do is...*

- Take your time to choose the right products
- Take your time to create attractive listings
- Then let eBay's massive marketplace and Amazon's excellent delivery systems work for you!

So please do not take this lightly because with this you don't have to spend any money out of your pocket on stocks or shipping to make this work.

Your customers pay for it when they make a purchase and you then use part of the money they paid to order it from www.amazon.com and instruct the amazon seller to send it to the address they gave you when making their purchase.

This is in fact one of the easiest money making method I've used so far. All you have to do is just a little research on the products or items that you're sure will make you profits if you list them on ebay.